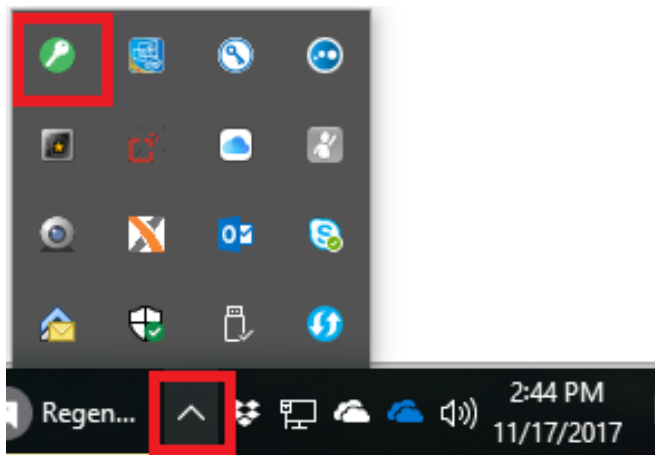


How to LOGOUT OF KEY OR ACTIVATE KEY when using Artistic Digitizer on 2 or more computers:

The software key is what is used to log in and out of on your PC or Mac. This would be used if you have Artistic Digitizer installed on more than one PC and wish to use Artistic Digitizer on a different computer.

The Software key should be in the hidden icon location, so you may need to click the little arrow in the taskbar to show these hidden icons.

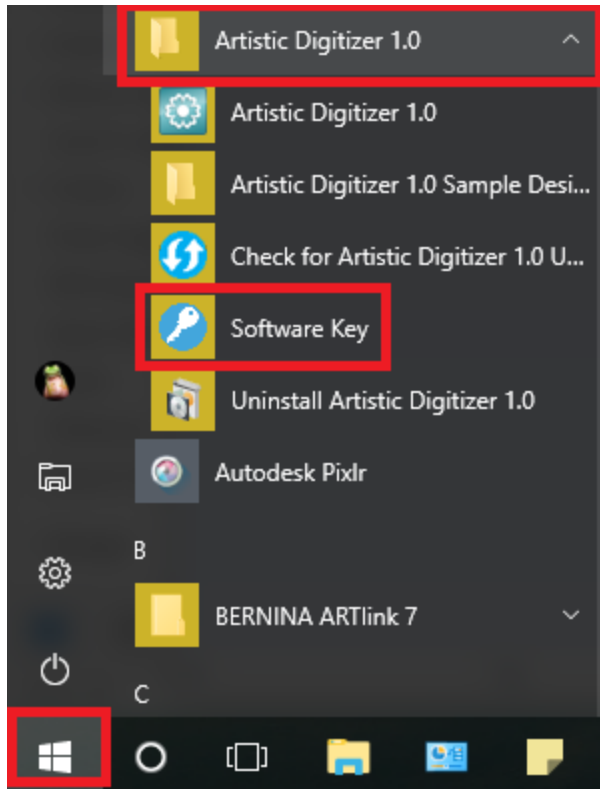
PC:



Mac:

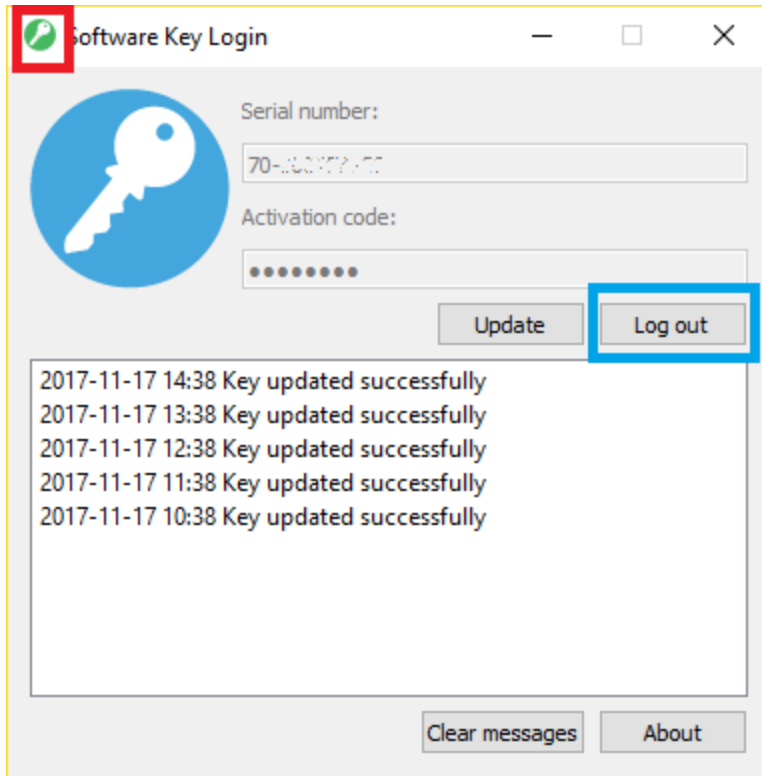


If you do not see it there, click START>Artistic Digitizer 1.0 and expand to see more choices. By clicking on the “Software Key”, this should make the icon now available in the location above.



There is an option to Log out if the software is currently running/enabled on that computer.

(The software key dialogue will look the same on Windows and Mac, of course the Mac will display different minimize/maximize/close buttons)



To log into your software on another computer simply open the key once more on your other computer and enter the serial number & activation code, then click Activate.

