


Tara Faughnan


X Block



JANOME
WHAT'S NEXT

— a story in every stitch —

by Tara Faughnan
www.tarafaughnan.com



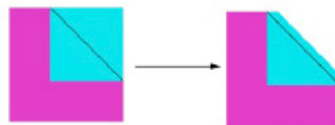
Supplies:

- Fabric A: Jewel
- Fabric B: Luna

Instructions:

- Cut four 3 1/2" squares out of Fabric A.
- Cut eight 2 1/4" squares out of Fabric B.


1. Draw a diagonal line from corner to corner on the back side of all the Fabric B squares.
2. Place a Fabric B square onto the upper right corner of a Fabric A square, keeping the right sides together and sew along the drawn line. Trim the fabric 1/4" from the seam and press open.
3. Repeat step 2 on the lower left corner of the square.



4. Repeat to make 4 units.



5. Arrange units into the X pattern and sew together for the final block.



www.janome.com

JANOME
WHAT'S NEXT