


Sarah Smith

Rainbow Log Cabin Block




JANOME

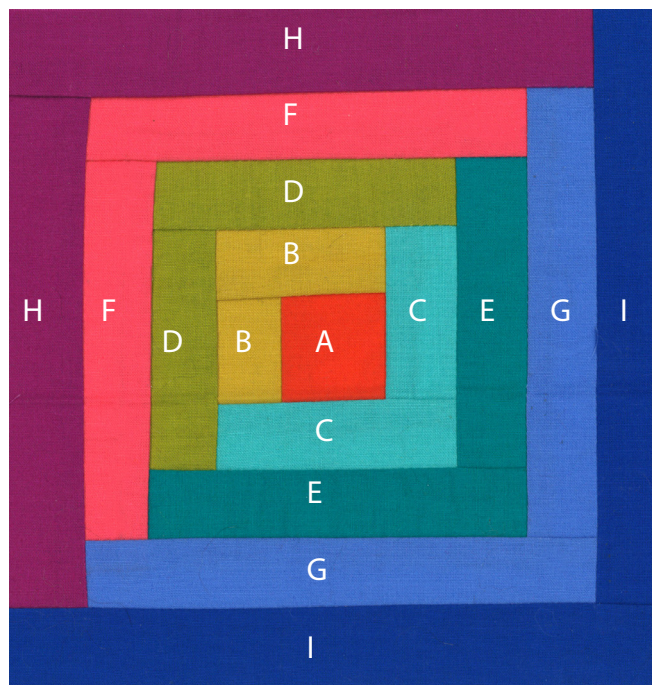
WHAT'S NEXT

— a story in every stitch —

by Sarah Smith
www.SarahAnnSmith.com



Instructions:



Sew around the center square according to the diagram, beginning with the warm colors. Sarah cut the strips longer than she would need to make both logs. Colors are listed in the sequence sewn.

- Lava: 1 1/2" center square (A)
- Gold: 1 1/8 by 5" strip (B)
- Luna: 1 1/8 by 5 1/2" strip (C)
- Avocado: 1 1/8 by 6" strip (D)
- Lagoon: 1 1/8 by 8" strip (E)
- Lipstick: 1 1/8 by 9 1/2" strip (F)
- Sailor: 1 1/8 by 10 1/2" strip (G)
- Jewel: 1 1/8 by 12" strip (H)
- Cobalt: 1 1/8 by 13 1/2" strip (I)

www.janome.com

JANOME
WHAT'S NEXT