


Mary Carollo

Rail Fence Block




JANOME

WHAT'S NEXT

a story in every stitch

by Mary Carollo



Fabric:

- Choose the Jewel, Cobalt and Avocado fabrics from the fabric kit.




Cutting Preparation:

- Cut a strip of each color 1 1/2" wide x 14".

Construction:

- Using a 1/4" seam, sew the three strips together lengthwise and press.
- Cut the combined strips lengthwise into 3 1/2" sections.
- Rotate one section 90 degrees, then sew along a vertical strip side of another section and press. Repeat for every two sections.
- Complete the block by rotating and stacking two sections together.
- Trim, as necessary, to 6 1/2" x 6 1/2".



www.janome.com

JANOME
WHAT'S NEXT