


Sarah Smith

Rainbow Checkerboard Block




JANOME

WHAT'S NEXT


— a story in every stitch —

by Sarah Smith
www.SarahAnnSmith.com



Instructions:

- Cut 18 1 1/4" squares of various colors of fabric. They will finish at 3/4".
- Cut one strip of Plum fabric at 1 1/4" x 35". Recut into 18 1 1/4" squares.
- Cut four 1" x 6 1/2" strips of Plum fabric.
- Sew the 18 colored squares to a Plum square.
- Press the seam allowances toward the Plum.
- Set out your units; three across and six down (see diagram). Nestle the seam allowances to achieve precise intersections. Press along the way.



- Sew together into rows, then sew the rows together.
- When you have your 36-patch, sew 1 1/4" plum strips to the four edges.
- Finish with a 6 1/2" square.

www.janome.com

JANOME
WHAT'S NEXT