


Patty Sloniger

Tulip Block




JANOME

WHAT'S NEXT


— a story in every stitch —

by Patty Sloniger
www.beckandlundy.com



Cutting List:

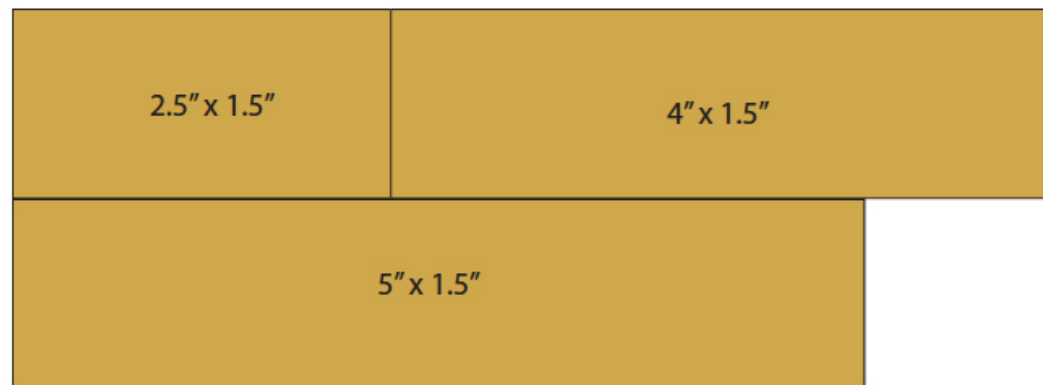
- One 2 1/4" x 2 1/4" square of the Gold fabric
- Four 1 1/2" x 1 1/2" squares of the Gold fabric
- From a 1" strip, subcut the following lengths:



- From a 1 1/4" strip, subcut the following lengths:



- From a 1 1/2" strip, subcut the following lengths:



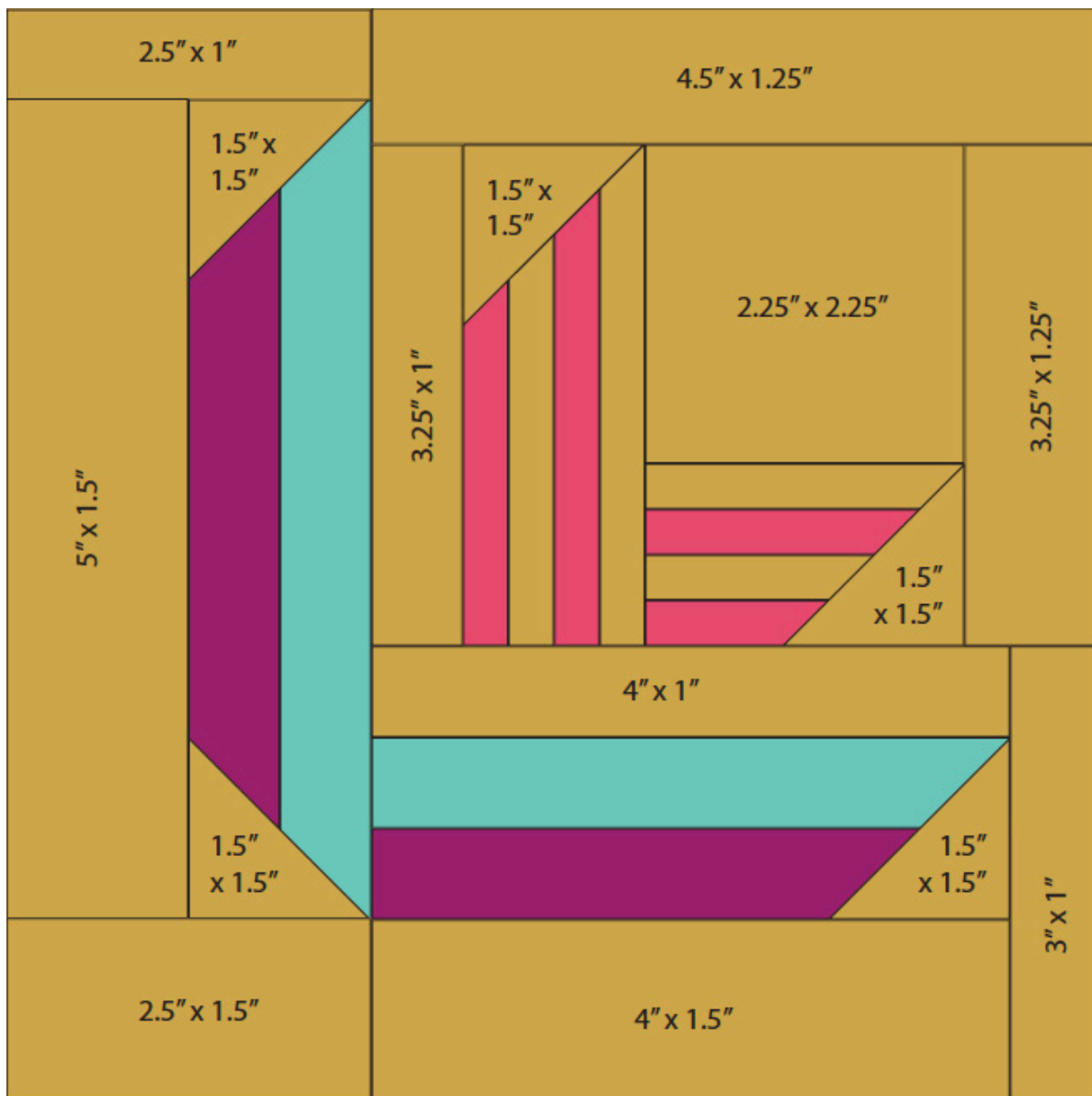
- Two 6 1/2" x 3/4" rectangles of the Gold fabric
- Two 6 1/2" x 3/4" rectangles of the Lipstick fabric
- One 9" x 1" rectangle of the Luna fabric
- One 9" x 1" rectangle of the Jewel fabric

www.janome.com

JANOME
WHAT'S NEXT

by Patty Sloniger
www.beckandlundy.com

- All dimensions listed below are cutting dimensions, not finished sizes.




www.janome.com

JANOME
WHAT'S NEXT

by Patty Sloniger
www.beckandlundy.com

Assembly Instructions:



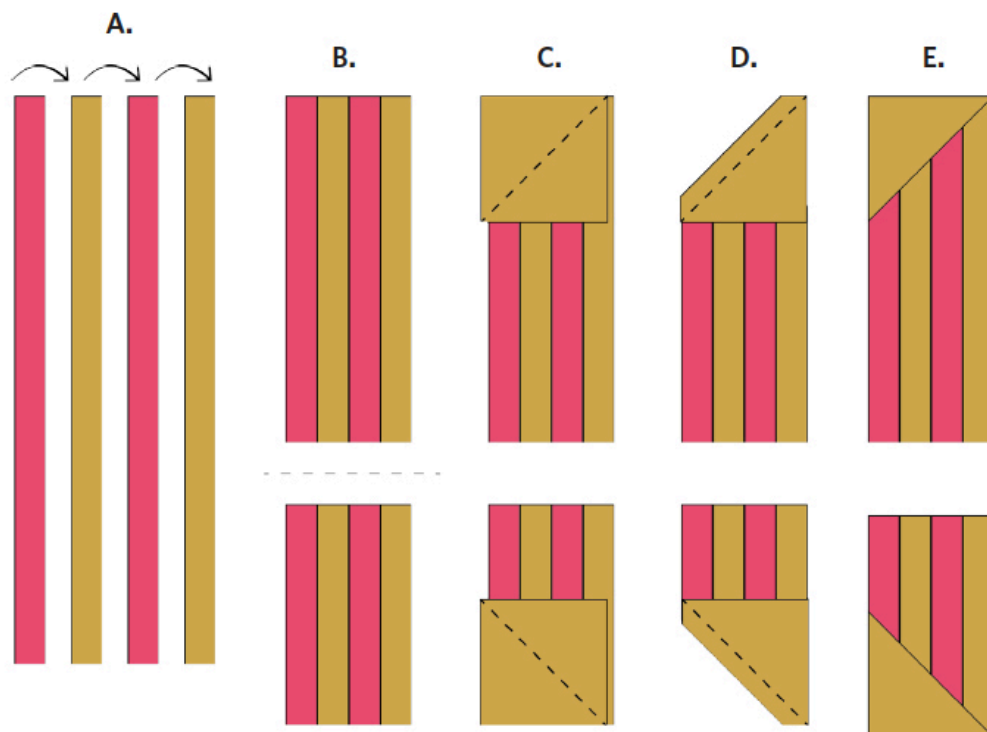
- All seams are 1/4".

www.janome.com

JANOME
WHAT'S NEXT

by Patty Sloniger
www.beckandlundy.com

- A. Sew the two Luna and Jewel strips together as shown above.
- B. Cut into two lengths, one 5" and the other 4".
- C. Mark a diagonal line, corner-to-corner, on three 2" Gold squares. Align on the striped strips as shown.
- D. Sew on the marked line and trim as shown.
- E. Press the Gold corners back.



- All seams are 1/4".

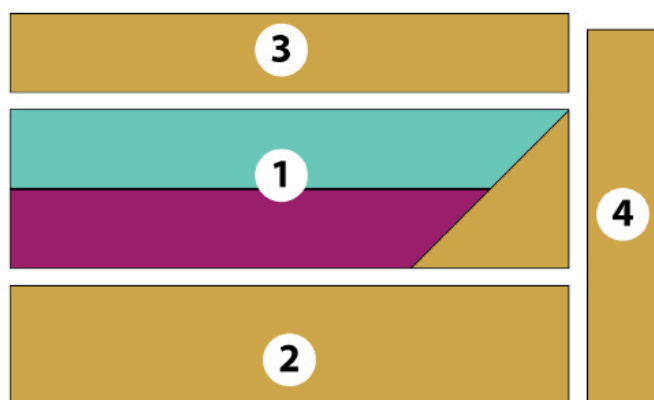
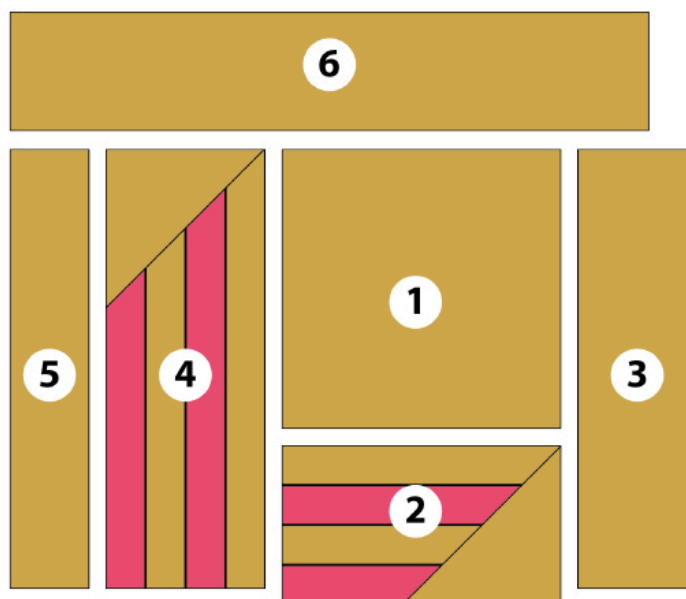
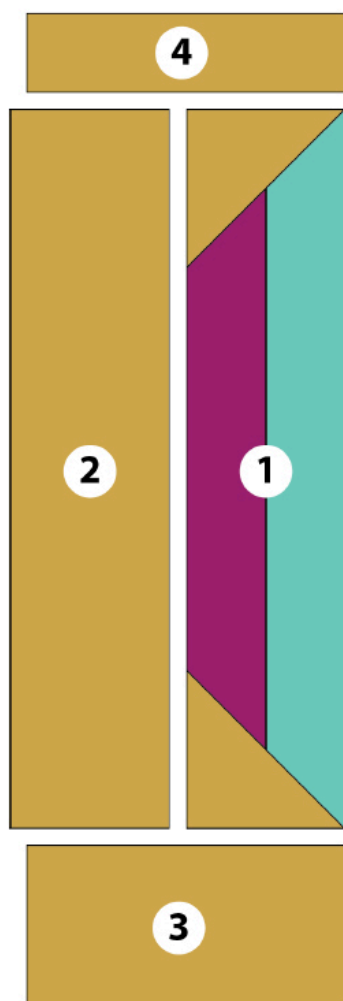
- A. Alternate and sew the two Lipstick and two skinny Gold strips together as shown.
- B. Cut into two lengths, one 3 1/4" and the other 2 1/4".
- C. Mark a diagonal line, corner-to-corner, on two 2" Gold squares. Align on the striped strips as shown.
- D. Sew on the marked line and trim as shown.
- E. Press the Gold corners back.

www.janome.com

JANOME
WHAT'S NEXT

by Patty Sloniger
www.beckandlundy.com

- Sew together in three sections following the numbered order below.

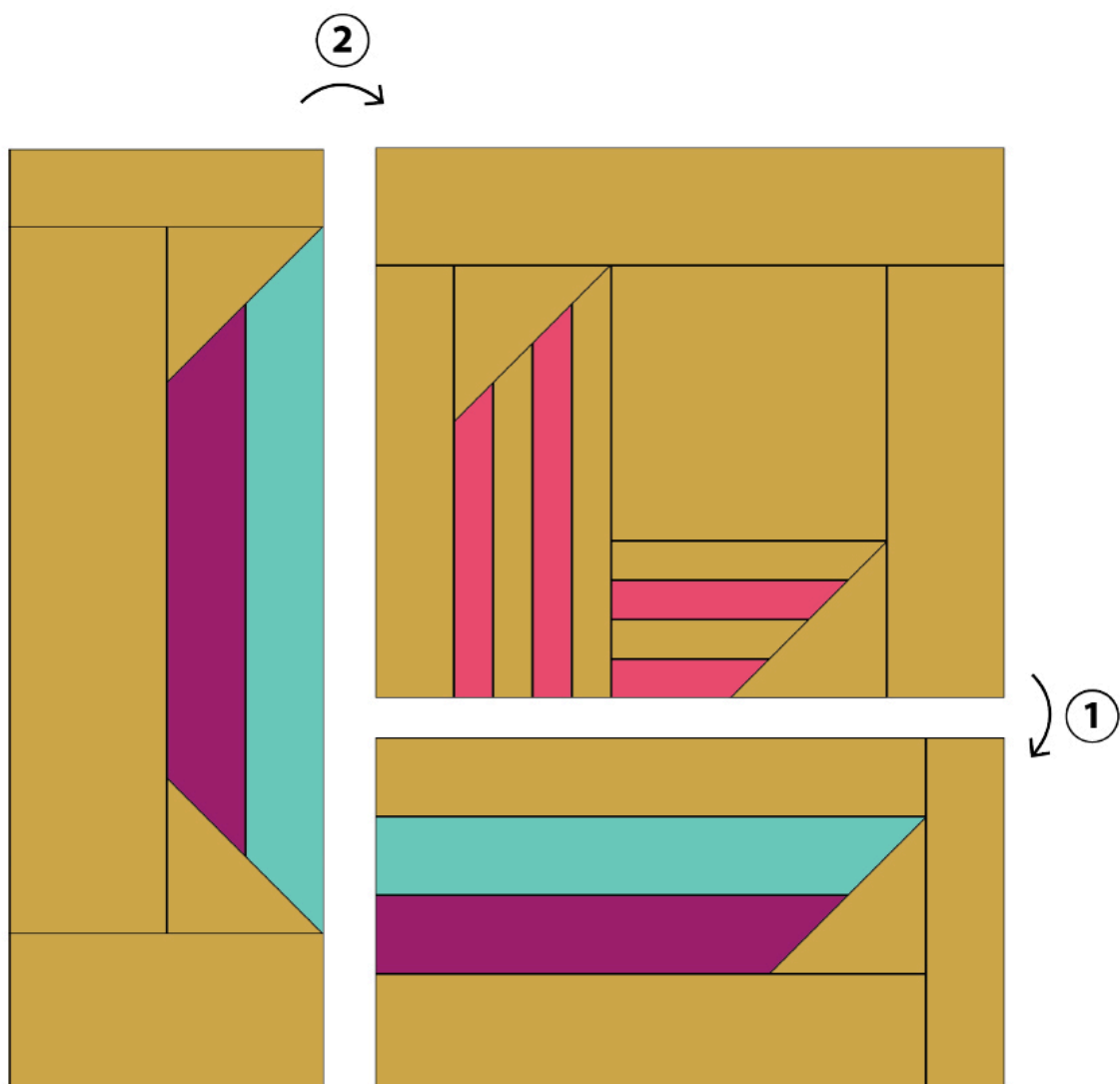


www.janome.com

JANOME
WHAT'S NEXT

by Patty Sloniger
www.beckandlundy.com

- Now sew the three sections together.

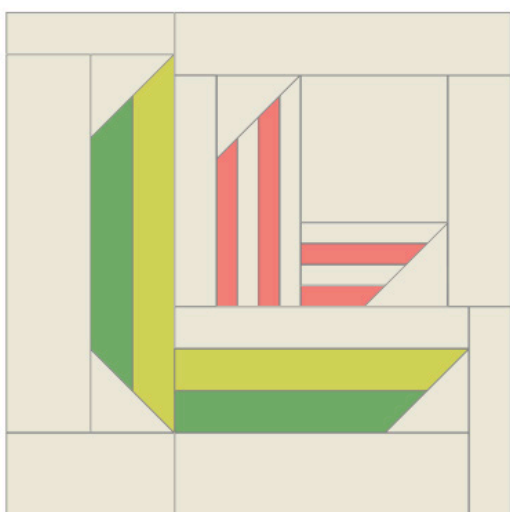




www.janome.com

JANOME
WHAT'S NEXT

by Patty Sloniger
www.beckandlundy.com

A little inspiration for other colorways!



www.janome.com

JANOME
WHAT'S NEXT