


# Jackie White


## Diagonal Diva Block 1



**JANOME**  
WHAT'S NEXT


a story in every stitch

by Jackie White  
[www.jabotquilt.blogspot.ca](http://www.jabotquilt.blogspot.ca)



Instructions:

- Cut six 3" x 7" rectangles from the assorted Michael Miller fabric.



- Lay two on top of each other and make a diagonal cut lengthwise, ensuring that you do not go from corner to corner.
- Sew the opposite colors together along the diagonal cut, creating two new rectangles. Trim it to 2" x 6 1/2" and press.



- Repeat two more times using different colors.
- Sew three of the rectangles together along the lengthwise sides to get a 6 1/2" block. Repeat to make a second block!

---

[www.janome.com](http://www.janome.com)

**JANOME**  
WHAT'S NEXT