



Jen Sorenson
Milky Way Block



JANOME
WHAT'S NEXT

— a story in every stitch —

by Jen Sorenson
www.quiltingjewel.com



Cutting Instructions:

Cobalt Fabric: Cut eight 5" x 2" pieces. (1)

Lipstick Fabric: Cut eight 3" x 2" pieces (2)

Luna Fabric: Cut eight 5 1/2" x 3" pieces (3)

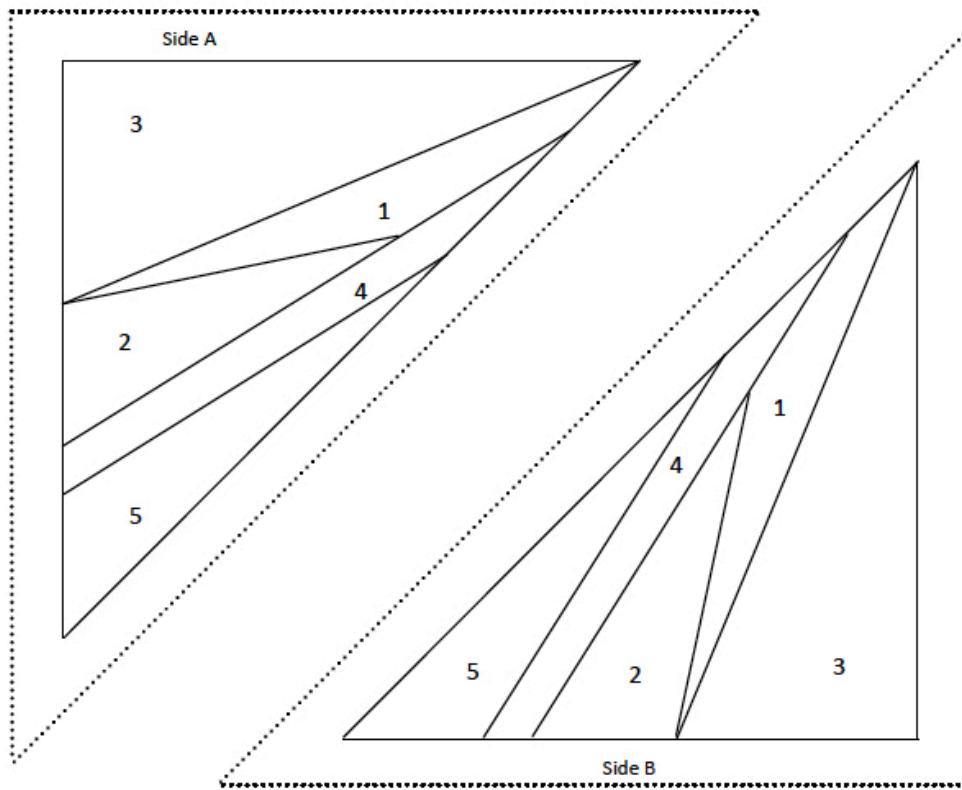
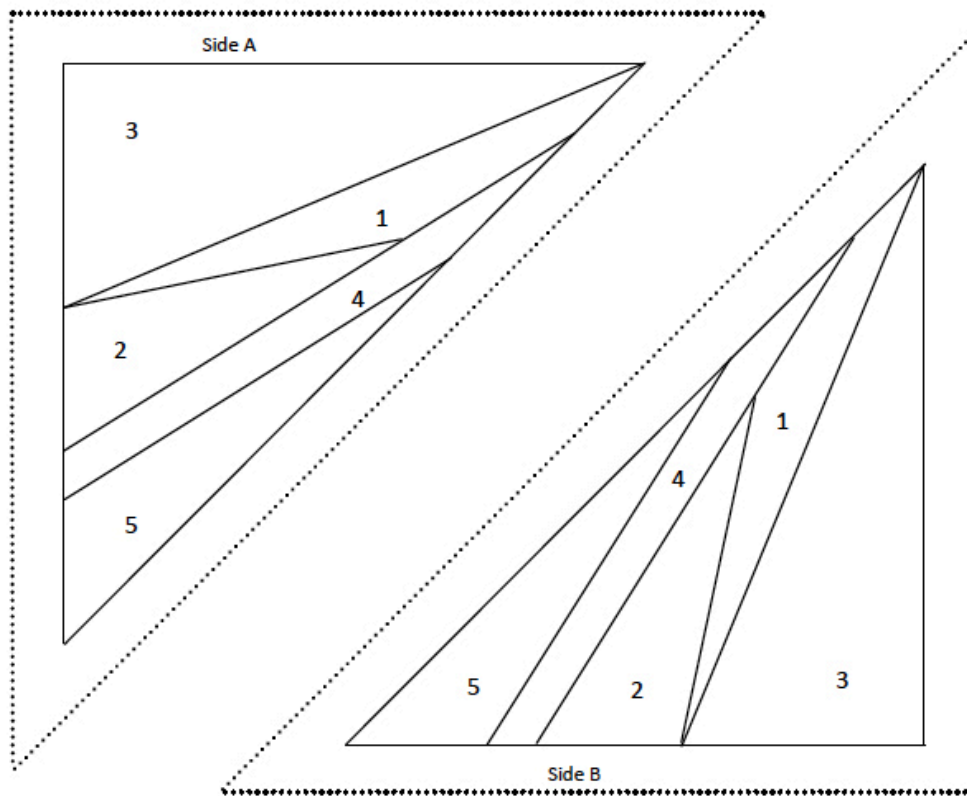
Avocado Fabric: Cut eight 5 1/2" x 3" pieces (4)

Plum Fabric: Cut four 5 1/2" x 2" pieces (5A)

Jewel Fabric: Cut four 5" x 2 1/2" pieces (5B)

www.janome.com

JANOME
WHAT'S NEXT



JANOME
WHAT'S NEXT