


Tamara Serrao

Blue Glass Block




JANOME

WHAT'S NEXT

— a story in every stitch —

by Tamara Serrao
www.kayajoydesigns.com



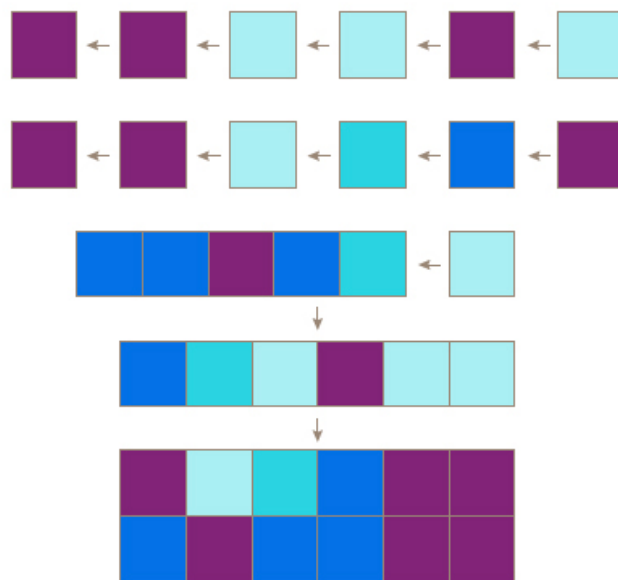
Cutting Instructions:

- Luna: Nine 11/2" x 11/2" squares
- Lagoon: Four 11/2" x 11/2" squares
- Cobalt: Nine 11/2" x 11/2" squares
- Plum: 14 11/2" x 11/2" squares

Building the Block:

All seams are 1/4".

- Stitch together pieces in horizontal rows and then sew the rows together.
- Press the seams open as you go.



www.janome.com

JANOME
WHAT'S NEXT