


# Jackie White


## Match the Patch Block



**JANOME**  
WHAT'S NEXT


— a story in every stitch —

by Jackie White  
[www.jabotquilt.blogspot.ca](http://www.jabotquilt.blogspot.ca)




#### Instructions:

- Cut four 1 1/2" squares from the different Michael Miller fabrics. Press the seams toward one color.
- Sew two together and then another two to make into a 2 1/2" four patch and then press.



- Cut two 2 1/2" squares from different fabric and sew onto each side of the four patch and then press.



- Cut two 2 1/2" x 6 1/2" rectangles out of different fabric and sew to the top and bottom of the four patch and then press.

---

[www.janome.com](http://www.janome.com)

**JANOME**  
WHAT'S NEXT